

ZAXIS-6 series

HITACHI

Reliable solutions

SUPER LONG FRONT

A P P L I C A T I O N & A T T A C H M E N T



ZAXIS130_{LCN}

Model Code	ZX130LCN-6
Engine Rated Power	78.5 kW
Operating Weight	14 700 - 15 300 kg

DEMAND PERFECTION

The Hitachi ZX130-6 super long front (SLF) excavator has been developed to perfection to meet the needs of European customers. Ideal for dredging rivers and lakes, as well as bank maintenance, it is exceptionally durable and stable, and does not compromise on user-friendly operation. It also incorporates unique Hitachi technology and shares key components with the standard Zaxis-6 model.



High quality

Incorporating superior elements and materials.



Lifetime reliability

Reliable components help to prevent oil leaks.



Smooth operation

Optimal combined operation of boom and arm.



Ultimate durability

A larger box-type cross section and thicker steel plates enhance durability.





Excellent availability

Key components shared with the standard Zaxis-6 model.



Increased control

Valves reduce the swing motion speed to control the weight of the long arm.



Engine protection

High-performance and large-capacity fuel circuit.



Easy maintenance

Convenient and wide-opening engine cover.



Strong stability

Heavier standard counterweight. Additional unit is small and easy to handle, while increasing stability.



Robust components

Hose rupture valves for arm and boom guarantee a safe lifting operation.



Exceptional efficiency

TRIAS II system reduces total hydraulic loss.





“ *Hitachi offers the best reliability* ”

Stefan Eriksson, Owner, Steffes Schakt



The design of the front attachment allows for easy transportation.

UNDENIABLE DURABILITY

The Zaxis-6 SLF range has been designed and built to operate on challenging projects, which require added stability and enhanced durability. The ZX130-6 SLF has a longer service life thanks to thicker steel plates in the boom and arm. It also has a heavier counterweight than the Zaxis-5 model, which results in greater stability. Fitted with reliable components, it is also easy to maintain.

Greater performance

Special control settings are configured to guarantee a smooth combined operation of the boom and arm. This makes the Zaxis-6 SLF ideal for tasks requiring a high level of precision, such as slope finishing.

Zaxis-6 SLF features the same high-quality parts as standard Hitachi models, which ensures optimum availability of parts such as pins, links and cylinders.

Parts availability

By incorporating proven Hitachi technology developed specifically for the Zaxis-6 medium excavator range, exceptional reliability and availability is assured. The

Easier transportation

The front attachment has been designed to ensure that it can be easily transported. With minimal height and required space, it can be efficiently loaded for onward transportation from one site to another.



The small additional counterweight is easy to handle and increases stability.





The Zaxis-6 SLF is ideal for river maintenance projects.



Hose rupture valves for arm and boom guarantee a safe lifting operation.

SPECIFICATIONS

ZX130LCN TYPE HE13 SUPER LONG FRONT

ENGINE

Model	Isuzu AR-4JJ1X
Type	4-cycle water-cooled, common rail direct injection
Aspiration	Variable geometry turbocharged, intercooled, cooled EGR
Aftertreatment	DOC and SCR system
No. of cylinders	4
Rated power	
ISO 14396	78.5 kW at 2 000 min ⁻¹ (rpm)
ISO 9249, net	74.9 kW at 2 000 min ⁻¹ (rpm)
SAE J1349, net	74.9 kW at 2 000 min ⁻¹ (rpm)
Maximum torque	375 Nm at 1 800 min ⁻¹ (rpm)
Piston displacement	2.999 L
Bore and stroke	95.4 mm x 104.9 mm
Batteries	2 x 12 V / 58 Ah

HYDRAULIC SYSTEM

Hydraulic Pumps

Main pumps	2 variable displacement axial piston pumps
Maximum oil flow	2 x 117 L/min
Pilot pump	1 gear pump
Maximum oil flow	33.6 L/min

Hydraulic Motors

Travel	2 variable displacement axial piston motors
Swing	1 axial piston motor

Relief Valve Settings

Implement circuit	34.3 MPa
Swing circuit	27.8 MPa
Travel circuit	34.3 MPa
Pilot circuit	3.9 MPa
Power boost	36.3 MPa

Hydraulic Cylinders

	Quantity	Bore	Rod diameter
Boom	2	105 mm	70 mm
Arm	1	115 mm	80 mm
Bucket	1	85 mm	55 mm

UPPERSTRUCTURE

Revolving Frame

D-section frame for resistance to deformation.

Swing Device

Axial piston motor with planetary reduction gear is bathed in oil. Swing circle is single-row. Swing parking brake is spring-set/hydraulic-released disc type.

Swing speed	9.2min ⁻¹ (rpm)
Swing torque	29.3kNm (2 990 kgfm)

Operator's Cab

Independent spacious cab, 1 005 mm wide by 1 675 mm high, conforming to ISO* Standards.

* International Organization for Standardization

UNDERCARRIAGE

Tracks

Tractor-type undercarriage. Welded track frame using selected materials. Side frame welded to track frame. Lubricated track rollers, idlers, and sprockets with floating seals.

Track shoes with triple grousers made of induction-hardened rolled alloy. Heat-treated connecting pins with dirt seals. Hydraulic (grease) track adjusters with shock-absorbing recoil springs.

Numbers of Rollers and Shoes on Each Side

Upper rollers	2
Lower rollers	7
Track shoes	46
Track guard	1

Travel Device

Each track driven by 2-speed axial piston motor. Parking brake is spring-set/hydraulic-released disc type. Automatic transmission system: High-Low.

Travel speeds	High : 0 to 5.3 km/h
	Low : 0 to 3.3 km/h

Maximum traction force ... 117 kN

Gradeability

58% (30 degree) continuous

SOUND LEVEL

Sound level in cab according to ISO 6396 LpA 69 dB(A)

External sound level according to ISO 6395 and

EU Directive 2000/14/EC LwA 98 dB(A)

SERVICE REFILL CAPACITIES

Fuel tank	285.0 L
Engine coolant	21.0 L
Engine oil	17.0 L
Swing device	3.2 L
Travel device (each side)	4.2 L
Hydraulic system	185.0 L
Hydraulic oil tank	69.0 L
DEF/AdBlue® tank	35.0 L

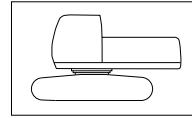
WEIGHTS AND GROUND PRESSURE

ZAXIS 130LCN TYPE HE13 SUPER LONG FRONT:

Equipped with 7.70 m monoblock boom, 5.30 m arm and 0.28 m³ bucket (SAE, PCSA heaped), 3 700 kg counterweight.

Shoe type	Shoe width	Operating weight	Ground pressure
Triple grouser	500 mm	14 700 kg	44 kPa (0.45 kgf/cm ²)
	600 mm	14 900 kg	37 kPa (0.38 kgf/cm ²)
	700 mm	15 100 kg	32 kPa (0.33 kgf/cm ²)
	800 mm	15 300 kg	28 kPa (0.29 kgf/cm ²)

Basic Machine Weight and Overall width



Excluding front end attachment, fuel, hydraulic oil and coolant etc. Including counterweight.

ZX130LCN

Shoe width	Weight	Overall width
500 mm	11 500 kg	2 490 mm
600 mm	11 800 kg	2 590 mm
700 mm	12 000 kg	2 690 mm
800 mm	12 200 kg	2 790 mm

BUCKET SPECIFICATIONS AND COMPATIBILITY

ZAXIS 130LCN

	Capacity ISO heaped	Width Without side cutters	Weight	Recommendation
				ZX130LCN
				HE13
Bucket radius 1 060 mm	0.13 m ³	360 mm	140 kg	◎
	0.17 m ³	450 mm	170 kg	◎
	0.19 m ³	490 mm	180 kg	◎
	0.23 m ³	560 mm	190 kg	◎
	0.28 m ³	660 mm	210 kg	◎
	0.33 m ³	770 mm	230 kg	□
Slope finishing	-	1 500 mm	250 kg	◇
Max. weight				750 kg

◎ Suitable for materials with density of 1 800 kg/m³ or less

○ Suitable for materials with density of 1 600 kg/m³ or less

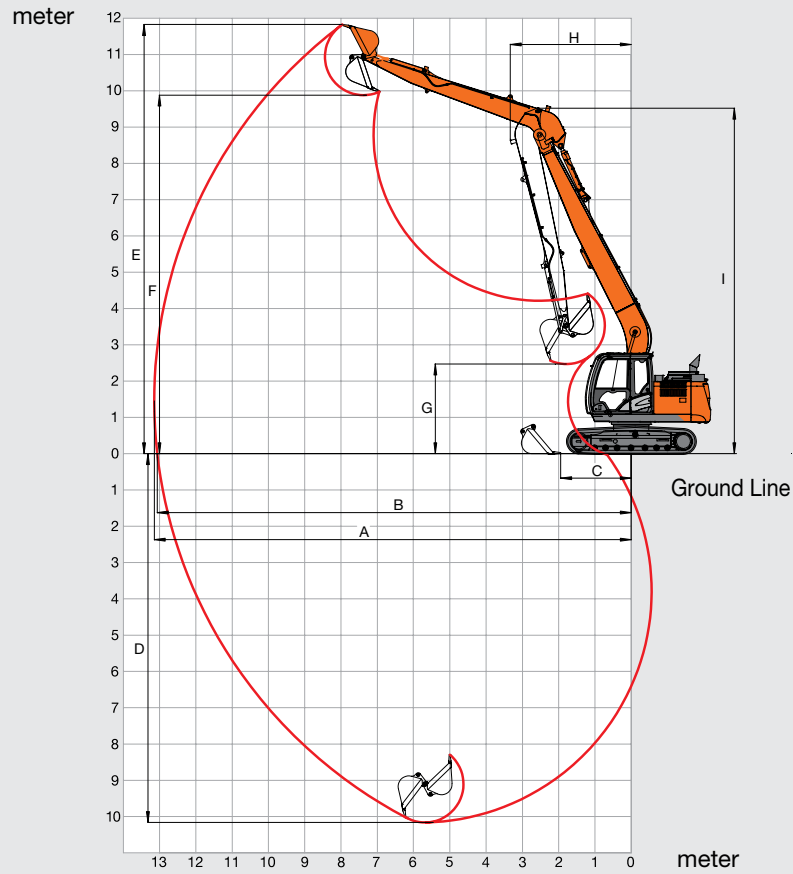
□ Suitable for materials with density of 1 100 kg/m³ or less

◇ Slope-finishing service

SPECIFICATIONS

ZX130LCN TYPE HE13 SUPER LONG FRONT

WORKING RANGES

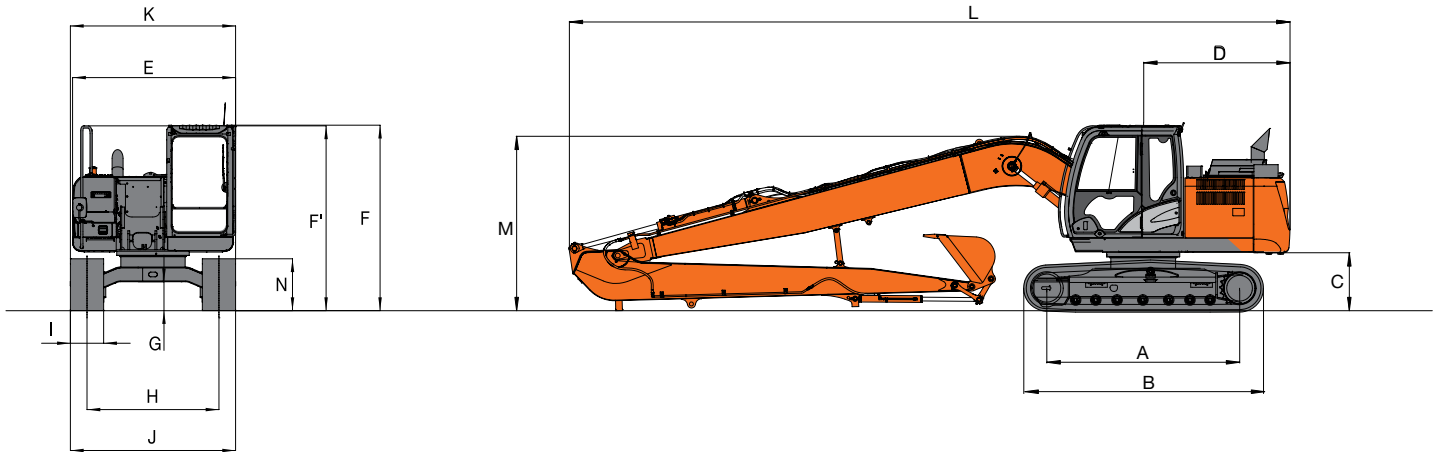


Unit: mm

	ZAXIS 130LCN TYPE HE13
A Max. digging reach	13 140
B Max. digging reach (on ground)	13 060
C Min. level crowding distance	1 940
D Max. digging depth	10 160
E Max. cutting height	11 820
F Max. dumping height	9 880
G Min. dumping height	2 470
H Min. swing radius	3 330
I Min. swing radius height	9 520
Bucket digging force ISO	39 kN
Arm crowd force ISO	27 kN

- Excluding track shoe lug

DIMENSIONS



Unit: mm

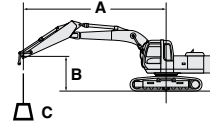
	ZAXIS 130LCN TYPE HE13
A Distance between tumblers	3 050
B Undercarriage length	3 750
* C Counterweight clearance	840
D Rear-end swing radius	2 190
E Overall width of upperstructure	2 460
F Overall height of cab	2 870
F' Overall height of upperstructure	2 870
* G Min. ground clearance	410
H Track gauge	1 990
I Track shoe width	G 500 / G 600 / G 700 / G 800
J Undercarriage width	2 490 / 2 590 / 2 690 / 2 790
K Overall width	2 490 / 2 590 / 2 690 / 2 790
L Overall length	10 770
M Overall height of boom	2 580
N Track height with triple grouser shoes	780

* Excluding track shoe lug G: Triple grouser shoe

LIFTING CAPACITIES

Metric measure

- Notes: 1. Ratings are based on ISO 10567.
 2. Lifting capacity of the ZAXIS series does not exceed 75% of tipping load with the machine on firm, level ground or 87% full hydraulic capacity.
 3. The load point is the center-line of the bucket pivot mounting pin on the arm.
 4. * Indicates load limited by hydraulic capacity.
 5. 0m = Ground.
 For lifting capacities, subtract bucket and quick hitch weight from lifting capacities.



A: Load radius
 B: Load point height
 C: Lifting capacity

ZAXIS 130LCN HE13 SUPER LONG FRONT



Rating over-front



Rating over-side or 360 degrees

Unit: kg

Conditions	Load point height m	Load radius m													
		2.0		3.0		4.0		5.0		6.0		7.0		8.0	
Boom 7.70 m	11														
Arm 5.30 m	10														
Counterweight 3 300 kg	9													1 210*	1 210*
Additional counterweight: 400 kg	8													1 250*	1 250*
	7													1 290*	1 290*
	6													1 370*	1 370*
	5											1 550*	1 550*	1 470*	1 470*
	4											1 730*	1 730*	1 590*	1 590*
	3			4 580*	4 580*	3 270*	3 270*	2 170*	2 170*	1 910*	1 910*	1 730*	1 730*	1 590*	1 590*
	2			1 910*	1 910*	4 000*	4 000*	3 040*	3 040*	2 480*	2 450*	2 130*	1 970*	1 880*	1 620
	1			1 270*	1 270*	3 230*	3 230*	3 430*	2 910	2 750*	2 290	2 320*	1 870	2 020*	1 550
	0 (Ground)			1 340*	1 340*	2 590*	2 590*	3 720*	2 740	2 970*	2 170	2 480*	1 770	2 140*	1 480
	-1	1 150*	1 150*	1 590*	1 590*	2 540*	2 540*	3 900*	2 630	3 130*	2 080	2 610*	1 710	2 240*	1 430
	-2	1 510*	1 510*	1 910*	1 910*	2 720*	2 720*	3 990*	2 580	3 230*	2 030	2 700*	1 660	2 270	1 390
	-3	1 860*	1 860*	2 260*	2 260*	3 020*	3 020*	3 990*	2 570	3 260*	2 010	2 690	1 630	2 240	1 370
	-4	2 230*	2 230*	2 650*	2 650*	3 410*	3 410*	3 910*	2 580	3 230*	2 000	2 690	1 630	2 240	1 360
	-5	2 610*	2 610*	3 070*	3 070*	3 880*	3 630	3 770*	2 610	3 140*	2 030	2 660*	1 640	2 250	1 370
	-6	3 020*	3 020*	3 550*	3 550*	4 330*	3 710	3 550*	2 670	2 970*	2 070	2 530*	1 670	2 170*	1 400
	-7	3 470*	3 470*	4 090*	4 090*	3 900*	3 820	3 230*	2 750	2 720*	2 130	2 310*	1 720	1 970*	1 450
	-8			4 100*	4 100*	3 330*	3 330*	2 780*	2 780*	2 350*	2 210	1 970*	1 800		
	-9							2 150*	2 150*						

Conditions	Load point height m	Load radius m								At max. reach		
		9.0		10.0		11.0		12.0		meter		
Boom 7.70 m	11									990*	990*	8.5
Arm 5.30 m	10									950*	950*	9.4
Counterweight 3 300 kg	9	1 160*	1 160*							940*	940*	10.1
Additional counterweight: 400 kg	8	1 250*	1 250*	1 010*	1 010*					940*	940*	10.7
	7	1 280*	1 280*	1 270*	1 270*					940*	940*	11.2
	6	1 330*	1 330*	1 300*	1 290	1 070*	1 070			960*	950	11.5
	5	1 400*	1 400*	1 350*	1 260	1 310*	1 050			990*	900	11.8
	4	1 490*	1 470	1 410*	1 230	1 350*	1 030			1 030*	850	12.0
	3	1 590*	1 410	1 490*	1 190	1 400*	1 000			1 070*	820	12.1
	2	1 700*	1 360	1 560*	1 150	1 460*	970	1 150*	830	1 140*	810	12.1
	1	1 800*	1 250	1 640*	1 110	1 510*	950	1 220*	820	1 220*	800	12.0
	0 (Ground)	1 900*	1 250	1 710*	1 070	1 500	920			1 330	810	11.8
	-1	1 900	1 210	1 690	1 040	1 480	900			1 370	830	11.6
	-2	1 930	1 180	1 670	1 020	1 470	890			1 430	860	11.2
	-3	1 910	1 170	1 660	1 010	1 460	890			1 510	920	10.8
	-4	1 910	1 160	1 660	1 010					1 640	1 010	10.2
	-5	1 920	1 180	1 680	1 030					1 730*	1 130	9.5
	-6	1 860	1 200							1 780*	1 330	8.6
	-7									1 830*	1 670	7.4
	-8									1 830*	1 830*	5.9
	-9											

EQUIPMENT

● : Standard equipment

○ : Optional equipment

ENGINE

Aftertreatment device	●
Air cleaner double filters	●
Alternator 50 A	●
Auto idle system	●
Auto shut-down control	●
Cartridge-type engine oil filter	●
Cartridge-type fuel main filter	●
Cold fuel resistance valve	●
DEF/AdBlue® tank inlet strainer and extension filter	●
DEF/AdBlue® tank with ISO magnet adapter	●
Dry-type air filter with evacuator valve (with air filter restriction indicator)	●
Dust-proof indoor net	●
ECO/PWR mode control	●
Electrical fuel feed pump	●
Engine oil drain coupler	●
Expansion tank	●
Fan guard	●
Fuel cooler	●
Fuel pre-filter with water separator	●
Isolation-mounted engine	●
Maintenance free pre-cleaner	○
Radiator, oil cooler and intercooler	●

HYDRAULIC SYSTEM

Auto power lift	●
Control valve with main relief valve	●
Full-flow filter	●
High mesh full flow filter with restriction indicator	○
Hose rupture valve for arm	●
Hose rupture valve for boom	●
Pilot filter	●
Power boost	●
Suction filter	●
Swing dampener valve	●
Two extra port for control valve	●
Variable relief valve for two extra port	●
Work mode selector	●

CAB

All-weather sound suppressed steel cab	●
AM-FM radio	●
Ashtray	●
Auto control air conditioner	●
AUX function lever (Breaker assist)	○
AUX terminal and storage	●
Cigarette lighter 24 V	●
CRES V (Center pillar reinforced structure) cab	●
Drink holder with hot & cool function	●
Electric double horn	●
Engine shut-off switch	●
Equipped with reinforced, tinted (green color) glass windows	●
Evacuation hammer	●
Fire extinguisher bracket	●
Floor mat	●
Footrest	●
Front window washer	●
Glove compartment	●
Hot & cool box	●
Intermittent windshield wipers	●
Key cylinder light	●
Laminated round glass window	○
LED room light with door courtesy	●
OPG front guard Level II (ISO10262) compliant cab	○
OPG top guard Level I (ISO10262) compliant cab	●
OPG top guard Level II (ISO10262) compliant cab	○
Pilot control shut-off lever	●
Power outlet 12 V	○
Rain guard	○
Rear tray	●
Retractable seat belt	●
ROPS (ISO12117-2) compliant cab	●
Rubber radio antenna	●
Seat : air suspension seat with heater	●
Seat adjustment part : backrest, armrest, height and angle, slide forward / back	●
Short wrist control levers	●
Sun visor (front window/side window)	○
Transparent roof with slide curtain	●
Windows on front, upper, lower and left side can be opened	●
2 speakers	●
4 fluid-filled elastic mounts	●

MONITOR SYSTEM

Alarms: overheat, engine warning, engine oil pressure, alternator, minimum fuel level, hydraulic filter restriction, air filter restriction, work mode, overload, SCR system trouble, etc	●
Alarm buzzers: overheat, engine oil pressure, overload, SCR system trouble	●
Display of meters: water temperature, hour, fuel rate, clock, DEF/AdBlue® rate	●
Other displays: work mode, auto-idle, glow, rearview monitor, operating conditions, etc	●
32 languages selection	●

LIGHTS

Additional boom light with cover	○
Additional cab roof front lights	○
Additional cab roof rear lights	○
Rotating lamp	○
2 working lights	●

UPPER STRUCTURE

Batteries 2 x 126 Ah	●
Battery disconnect switch	●
Body top handrail	●
Counterweight 3 300 kg	●
Additional counterweight 400 kg	●
Electric fuel refilling pump with auto stop and filter	●
Fuel level float	●
Hydraulic oil level gauge	●
Lockable fuel refilling cap	●
Lockable machine covers	●
Lockable tool box	●
Platform handrail	●
Rear view camera	●
Rear view mirror (right & left side)	●
Skid-resistant plates and handrails	●
Swing parking brake	●
Undercover	●

UNDERCARRIAGE

Bolt-on sprocket	●
Reinforced track links with pin seals	●
Shoe: 500 mm triple grouser	●
Shoe: 600 mm triple grouser	●
Shoe: 700 mm triple grouser	●
Shoe: 800 mm triple grouser	●
Track undercover	○
Travel direction mark on track frame	●
Travel motor covers	●
Travel parking brake	●
Upper and lower rollers	●
2 track guards (each side) and hydraulic track adjuster : ZAXIS 210 / ZAXIS 210LC / ZAXIS 210LCN	●
3 track guards (each side) and hydraulic track adjuster : ZAXIS 210LC / ZAXIS 210LCN	○
4 tie down brackets	●

FRONT ATTACHMENTS

Casted bucket link A	●
Centralized lubrication system	●
Dirt seal on all bucket pins	●
Flanged pin	●
HN bushing	●
Reinforced resin thrust plate	●
WC (tungsten-carbide) thermal spraying	●

ATTACHMENTS

Accessories for 2 speed selector	○
Additional pump (30 L/min)	○
Assist piping long/short	○
Attachment basic piping	●
Extra piping long/short	●
Parts for breaker and crusher	●
Pilot accumulator	○

MISCELLANEOUS

Global e-Service	●
Onboard information controller	●
Standard tool kit	●

Standard and optional equipment may vary by country, so please consult your Hitachi dealer for details.

* Hitachi Construction Machinery cannot be held liable for theft, any system will just minimize the risk of theft.

Prior to operating this machine, including satellite communication system, in a country other than a country of its intended use, it may be necessary to make modifications to it so that it complies with the local regulatory standards (including safety standards) and legal requirements of that particular country. Please do not export or operate this machine outside the country of its intended use until such compliance has been confirmed. Please contact your Hitachi dealer in case of questions about compliance.

These specifications are subject to change without notice. Illustrations and photos show the standard models, and may or may not include optional equipment, accessories, and all standard equipment with some differences in color and features. Before use, read and understand the Operator's Manual for proper operation.

